

DESIGN N STITCH

with Quilters Select

Skill Builder Series with Quilters Select

Join the Quilters Select team and Facebook Group for a skill builder series designed for all experience levels. Each week segments of the blocks will be stitched with a different technique. At the end of the Skill Builder sessions, the units will be stitched into sixteen 12" blocks.

Techniques Featured:





- *Speed Piecing*
 - 8 at a time Half Square Units
 - 4 at a time Half Square Units
- *Fussy Cut Triangles*
- *Flying Geese*
- *Strip Sets*
- *Economy Block*
- *Resizing the block*

Schedule: Materials will post by 11:00amEST (dates listed below)

- 7/1/24: Kickoff!
- 7/8/24: 8 at a time Half Square Units
- 7/15/24: 4 at a time Half Square Units
- 7/22/24: Fussy Cut Triangles
- 7/29/24: Flying Geese Units
- 8/5/24: Strip Set/4-Patch
- 8/12/24: Fussy Cut Center & Economy Block
- 8/19/24: Re-sizing a basic block
- 8/26/24: "Top it Off"

Resources will be housed on the Quilters Select Facebook Group page

- Coloring Page
- Block color mock-up
- .waf file for Design n Quilt Users (download your free trial version here [RNK Software Club](#))
- Weekly Technique Video & Supplemental Handout for each technique.



DESIGN N STITCH

with Quilters Select

Tell Me More....

Block details:

- The basic blocks will finish at 12".
- Yardage is based on 16 blocks:
 - Eight colors used for the star points on all blocks
 - Four patch center used for 12 blocks
 - Economy/fussy cut centers for 4 blocks

Yardage Requirements:

Star Points: (see page 3 for details)

- Fabric A: 1/4 yd stripe or other directional print
- Fabrics B-C: 1/4 yd each of any print type
- Fabrics D-E 1/4 yd each (scatter prints or solids/avoid directional prints)
- Fabrics F-H: 1/2" yard of each (scatter prints or solids/avoid directional prints)

Four Patch Centers (yardage is enough for all 16 Four Patch Centers)

- 1/4yd each of four fabrics

Background:




- 2 1/2 yds solid or scatter print

Economy Blocks: *Each Block*

- Center: 6 1/2" square
- Corner triangles: Four 4" squares to frame each fussy cut center.

Recommended Rulers & Notions

- Quilters Select 12.5"x 12.5" Non-Slip ruler
- Quilters Select 3N1 Non-Slip Ruler
- Quilters Select 6.5" x 6.5" Non-Slip Ruler
- Quilters Select 8"x 12" or 8"x 24"
- Quilters Select Rotary Cutter and Mat
- Quilters Select 60wt 80wt thread



DESIGN N STITCH

with Quilters Select

Cutting Details:

Starching the fabric before cutting is strongly recommended. Several of the "speed techniques" place the bias edges to the outside of the units; the starch helps control possible stretch.

FABRIC	CUT
Star Points	
Fabric A, B and C	Do not cut at this time
Fabric D	(4) 6" squares
Fabric E	(4) 6" squares
Fabric F	(2) 8" squares
Fabric G	(2) 8" squares
Fabric H	(2) 8" squares
Four Patch Centers	
Fabric 9, 10, 11 & 12	(2 each) 3.5" x width of fabric
Background Fabric	(6) 8" squares (8) 6" squares (64) 3 1/2" squares (16) 7" x 4" Set aside remaining fabric for Fabric 1 units.
Economy Block Fabrics	Do not cut at this time.

