

DESIGN N STITCH

with Quilters Select


Skill Builder Series with Quilters Select

Technique Featured:

- Speed Piecing
 - 8 at a time Half Square Units

Pro-Tips:

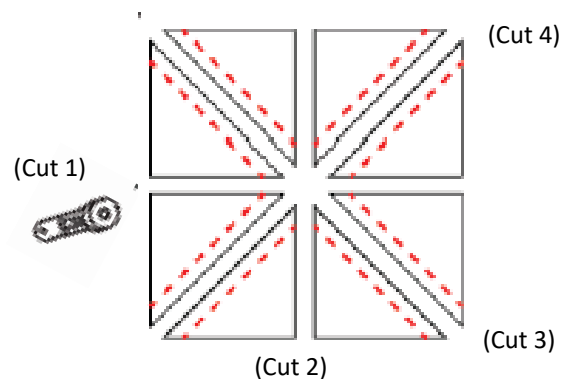
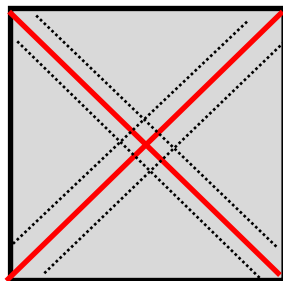
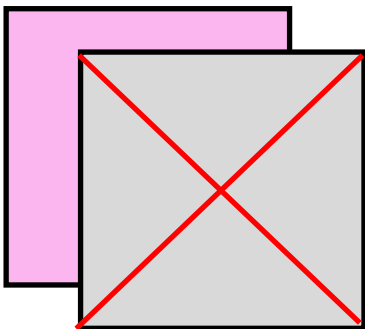
- 8 at a Time HST best used for solids or scatter prints.
- Read through all instructions before beginning.
- Seam Allowance= 1/4"



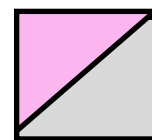
Eight at a Time Half Square Triangle Units:

Fabric (F): Two 8" squares & Two Background 8" squares

- Mark diagonal lines in both directions on the wrong side of both background fabric units (as illustrated in Red).
- Place Fabric (F) and Background fabrics, right sides together; stitch 1/4" away on both sides of marked lines.
- Cut the unit in half horizontally and vertically, then again on the drawn lines.



- Repeat for remaining Fabric (F) and Background square.
- Press the HST units and trim to 3 1/2".



Make 16 3 1/2" x 3 1/2"



QUILTERSSELECT.COM

Pattern design and layout powered by




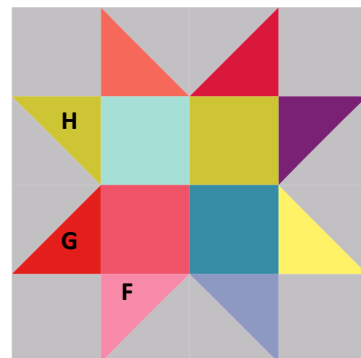
DESIGN N STITCH

with Quilters Select

Eight at a Time Half Square Triangle Units *cont:*

Repeat the process:

- Fabric (G): Two 8" squares & Two Background 8" squares.
- Fabric (H): Two 8" squares & Two Background 8" squares.



Make 16 3 1/2" x 3 1/2"



Make 16 3 1/2" x 3 1/2"

Eight at a Time Half Square Triangle Units *The Math:*

1. Determine the FINISHED size of the HST block (For the star block the unit is trimmed to 3 1/2" to include the seam allowance. The unit will FINISH at 3" when the block is complete).
2. Multiply the finished size by 2.
3. Then add 2.

Example: to create a finished 5" HST unit: $(5" \times 2) + 2 = 12$. Cut both squares 12" and follow the 8 at a Time construction method.

DESIGN N STITCH

with Quilters Select

Eight at a Time Half Square Triangle Units :

Starting Square =

(Desired Finished Size x2)+2

<i>Finished HST Unit</i>	<i>Trim Units To:</i>	<i>Starting Squares Cut 2</i>
1"	1.5"	4"
1.5"	2"	5"
2"	2.5"	6"
2.5"	3"	7"
3"	3.5"	8"
3.5"	4"	9"
4"	4.5"	10"
4.5"	5"	11"
5"	5.5"	12"
5.5"	6"	13"
6"	6.5"	14"
6.5"	7"	15"
7"	7.5"	16"
7.5"	8"	17"
8"	8.5"	18"
8.5"	9"	19"
9"	9.5"	20"
9.5"	10"	21"
10"	10.5"	22"
10.5"	11"	23"
11"	11.5"	24"
11.5"	12"	25"
12"	12.5"	26"
12.5"	13"	27"
13"	13.5"	28"



QUILTERSSELECT.COM

Pattern design and layout powered by

