

DESIGN N STITCH ALONG

with Quilters Select


Simply Sew Modern with Quilters

Select

Join the Quilters Select team and Quilters Select Facebook Group for a skill building modern quilt designed for all experience levels. Each week's units will be stitched with a different technique. At the end of the Skill Builder sessions, the units will be stitched into a finished 40"x40" (without borders) piece.

Techniques Featured:

- Four Patch with Strip Sets
- HST & Pinwheel Units
- Flying Geese
- Hourglass Units



Designed by Ellen Schmidt

Schedule: Materials will post by 11:00amEST (dates listed below)

- 10/28/24: Kickoff!
- 11/4/24: Fabric Selection
- 11/11/24: Strip Sets & Four Patch
- 11/18/24: Half Square Triangles & Pinwheels
- 11/25/24: Flying Geese/Stitch & Flip Method
- 12/2/24: Variations : Make it Your Own
- 12/9/24: Putting it all Together

Resources will be housed on the Quilters Select Facebook Group page

- Coloring Page
- Colored block mock-up
- .waf file for Design n Quilt Users (download your free trial version here [RNK Software Club](#) (not required for participation))
- Weekly Technique Video & Supplemental Handout for each technique.




DESIGN N STITCH ALONG

with Quilters Select

Tell Me More....

Block details:

- Simply Modern finishes at 44" x 44" with narrow 2" border.
 - Yardage includes 2 1/2" border strips. Once trimmed final finish is 44" x 44"
 - Yardage is based on 42" fabric width.
 - Five shades of one color.
 - Accent color for center and small border.
- Note: Border yardage includes 1/2 yd to cut bias binding strips.



Recommended Rulers & Notions

- Quilters Select 4.5" x 4.5" Non-Slip ruler
- Quilters Select 3" x 12" Non-Slip Ruler
- Quilters Select 3N1 Non-Slip Ruler
- Quilters Select 8 1/2" x 8 1/2" Non-Slip Ruler
- Quilters Select Rotary Cutter and Mat
- Quilters Select 60wt & 80wt thread
- Quilters Select Self-Erase Marker
- Quilters Select Wool Press & Cut Mat

Cutting Information:

Starching the fabric before cutting is strongly recommended. Cutting details will be included with each week's handout.

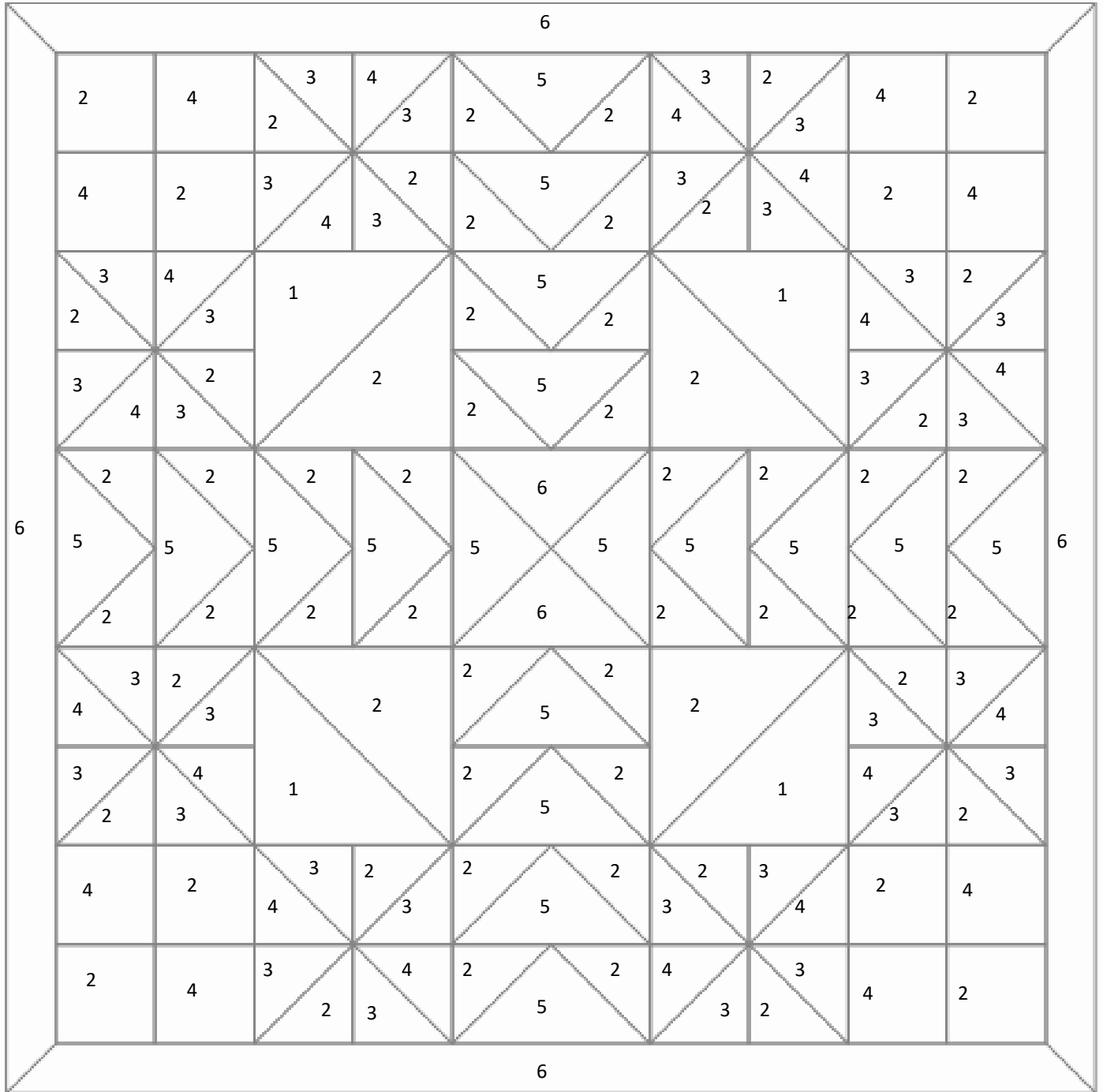
Yardage Requirements: (see next page for diagram)

- | | | | |
|------------|----------------------|------------|--------------------|
| • Color 1: | 1/3 yd. light | • Color 5: | 1yd. Dark |
| • Color 2: | 1 1/4 yd. med. light | • Color 6: | 1 yd. Accent/green |
| • Color 3: | 3/4 yd. medium | | |
| • Color 4: | 3/4 yd med dark | | |



DESIGN N STITCH ALONG

with Quilters Select



DESIGN N STITCH ALONG

with Quilters Select

