

## Bonus Blocks!


### Half Square Triangle Workshop

The simple half square triangle unit is an amazing design tool; from simple graphic two color designs to more complex stars, diamond effects & faux Flying Geese this unit is a quilting chameleon.

This workshop features the “left-over trimmings” that result from Snowballed blocks, Flying Geese construction, Square in a Square unit construction or the random left overs from other projects. We will focus on design, scaling, trimming and general construction “best practice”.

If you participated in the Just Breathe stitch along, you have a nice stash of “trimmings” to start your design journey. No “trimmings” in your stash? No problem! We’ll cover 2 & 4 at a time HST unit construction for quick HST creation.

As this project is designed to use “trimmings”, yardage amounts are not listed. If you will be making HST units, gather an assortment of scraps or a 5” precut stack or 10” precut stack. Approx 2-3 yards of a background fabric or mixed scraps within one color range for HST construction & also as an available “filler” for those working with trimmings.



Star Burst Snippets





- 3/23 *Workshop overview*
- 3/30 *Design Considerations & 4 At a Time Construction*
- 4/6 *2 At a Time & Flimsy Construction*
- 4/13 *Check-in & additional design considerations*
- 4/20 *Post your Project!*

*Resources will be housed on the Quilters Select Facebook Group page*

Link: [\(20+\) The Official Quilters Select Group | Facebook](#) )





- Coloring Pages
- Block mock-up
- Weekly Video & Supplemental Handout.





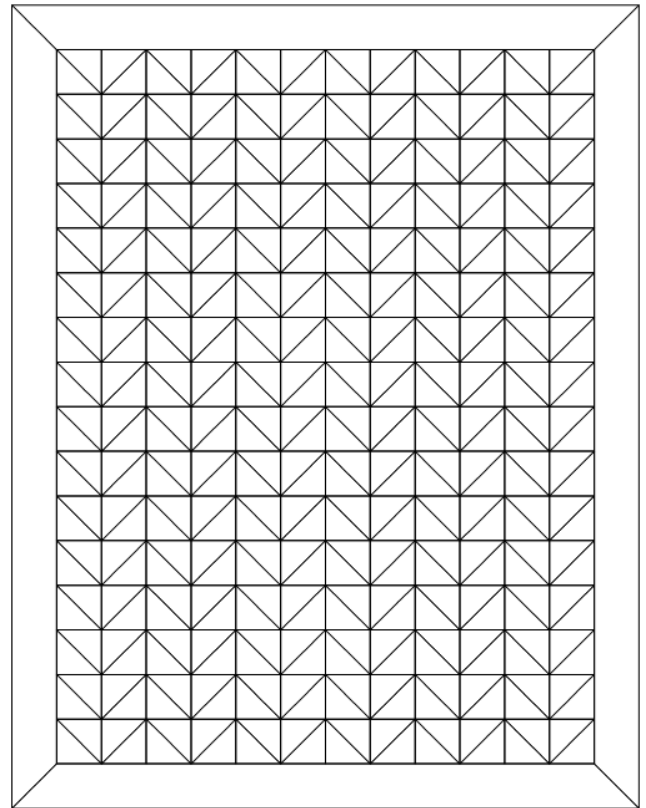



Coloring Page: Star Burst





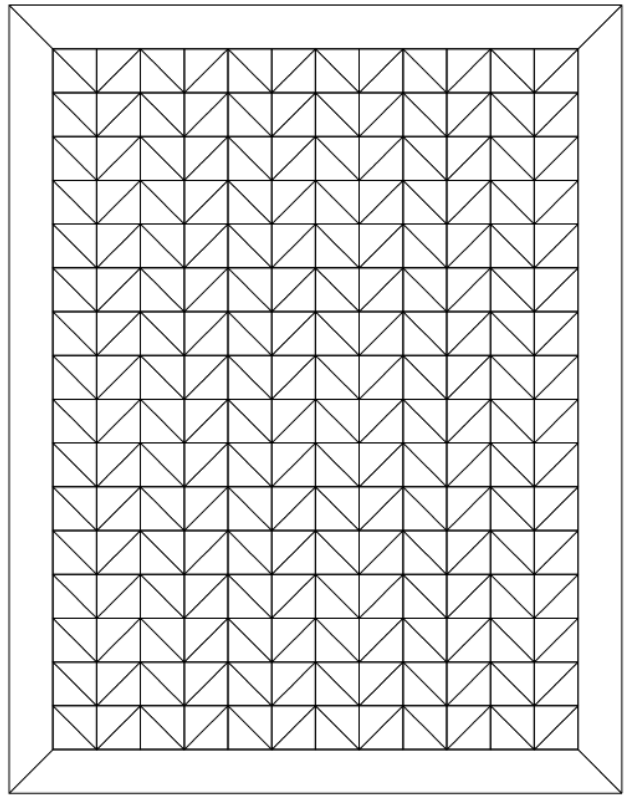



Coloring page: Hidden Star & Swizzle





Coloring page: Braid Horizontal & Vertical





Coloring page: Horizontal Geese & Vertical Geese

