

Skill Builder: 2 at a Time & Fussy Cut HST


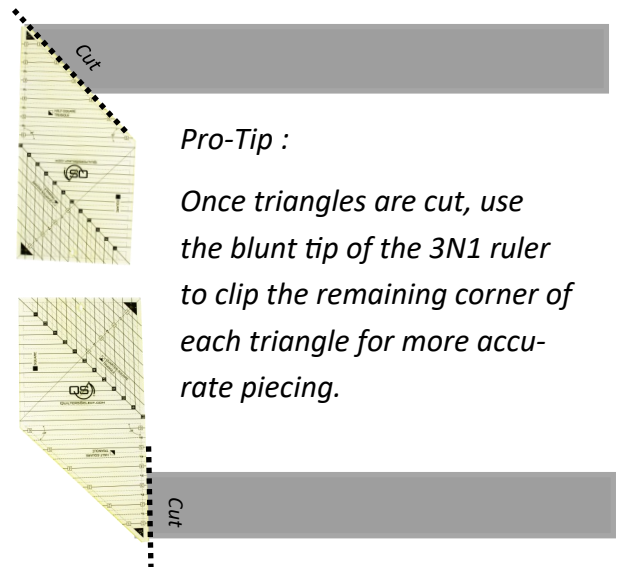
- *Fussy Cut HST*
 - *Ruler Method Quilters Select 3N1 Ruler*
- *2 at a Time HST*

Pro-Tips:

- *Ruler method makes the best /most economical use of available fabric & is an excellent method for fussy cutting/cutting fabrics with intentional placement in mind.*
- *Read through all instructions before beginning.*

Fussy Cut HST : Ruler Method


- Determine size of FINISHED unit.
- Add 1/2" to finished size.
- Cut strip each of Fabric (1) & Fabric (2) to calculated size.
- Straighten short end of strip.
- Position top edge of ruler along top edge (long edge of strip); cut.
- Rotate the ruler, aligning the blunt tip of the ruler with the other long edge of the fabric strip; cut.
- Repeat across the fabric strip for desired number of triangles needed from each fabric.
- Position Fabric (1) & (2), right sides together, blunted corners aligned. Stitch.
- Press seams open; no need to trim or square the units.



Quilt Along with QUILTERS SELECT®

Alternate Method: 2 at a Time HST

- Determine the size HST needed and refer to the [2 at a Time Chart](#).
- Cut Fabric (1) & Fabric (2) squares.
- Use a fabric marking pen to draw a line on the wrong side of each Fabric (1) or (2) from corner to corner.
- Position Fabric (1) & (2) right sides together. Stich 1/4" away on each side of the marked line.
- Cut along the marked line.
- Press open and trim to size.
- Repeat for number of HST needed.



Make 16 Star Leg A
3 1/2 x 3 1/2"



Quilt Along with QUILTERS SELECT®

Two at a Time Half Square Triangle Units :

Starting Square =

Desired Finished Size + 1"

Note: For more "wiggle room, increase starting square size by an additional 1/2"

<i>Finished HST Unit</i>	<i>Trim Unit To:</i>	<i>Starting Squares Cut 2</i>	<i>Calculated Side</i>
1"	1.5"	2"	2"
1.5"	2"	2.5"	2.5"
2"	2.5"	3"	3"
2.5"	3"	3.5"	3.5"
3"	3.5"	4"	4"
3.5"	4"	4.5"	4.5"
4"	4.5"	5"	5"
4.5"	5"	5.5"	5.5"
5"	5.5"	6"	6"
5.5"	6"	6.5"	6.5"
6"	6.5"	7"	7"
6.5"	7"	7.5"	7.5"
7"	7.5"	8"	8"
7.5"	8"	8.5"	8.5"
8"	8.5"	9"	9"
8.5"	9"	9.5"	9.5"
9"	9.5"	10"	10"
9.5"	10"	10.5"	10.5"
10"	10.5"	11"	11"
10.5"	11"	11.5"	11.5"
11"	11.5"	12"	12"
11.5"	12"	12.5"	12.5"
12"	12.5"	13"	13"
12.5"	13"	13.5"	13.5"
13"	13.5"	14"	14"

