

Just the Facts: Wonky Workshop

Classic star blocks take on a relaxed modern vibe with a touch of improv. Measured units paired with “random” star legs twinkle across the quilt top. The relaxed construction minimizes the need to fret over perfect points.

Curate your fabric selection to add a layer of control to the wonky chaos, work from your fabric stash or select a holiday themed colorway.

- 5/11 *Just the Facts/Fabric Considerations*
- 5/18 *Background Cuts*
- 5/25 *Center Cuts*
- 6/1 *Right Kick*
- 6/8 *Left Kick*
- 6/9 *Reach for the Stars*
- 6/22 *Getting “Sashy”*
- 6/29 *All Together Now!*

Supply List:

- Background fabric: 3 yds
- Large star centers: 1/2 yd
- Small star centers: 1/4 yd
- Star legs: 1/4 yd each of 8 fabrics
- Small star lets 1/4 yd each of 8 fabrics


Quilters Select Rotary cutter & mat

Quilters Select thread: coordinating 80wt & 60 wt

Quilters Select Non-Slip Crystal Ruler : 8 1/2” x 18”

Quilters Select Non-Slip ruler: 5” x 5”

Quilters Select Non-Slip ruler: 1.5” x 12”



Wonky-Whirlie

44 1/2” x 58 1/2” without borders



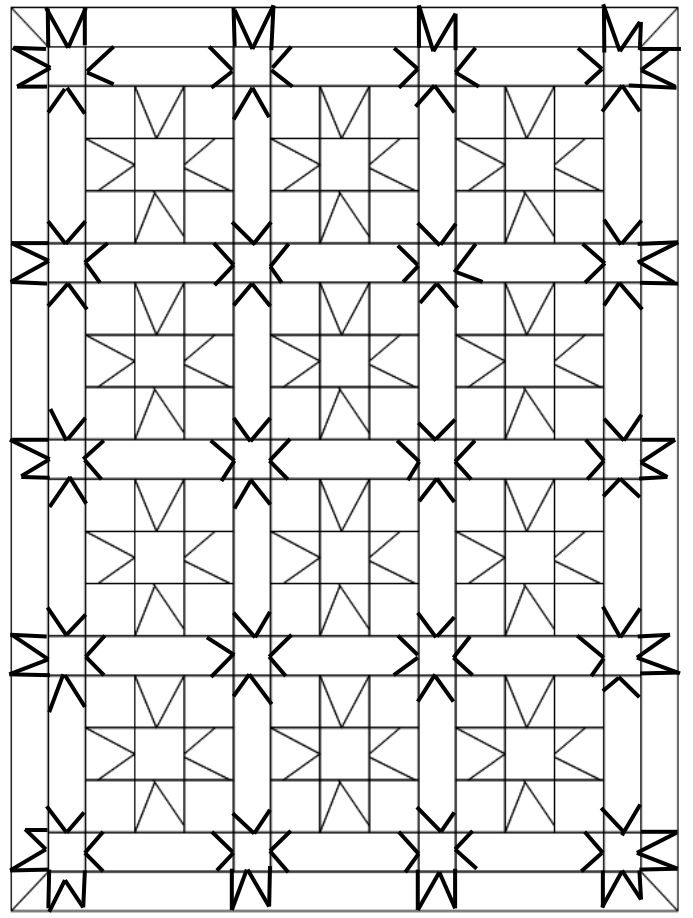



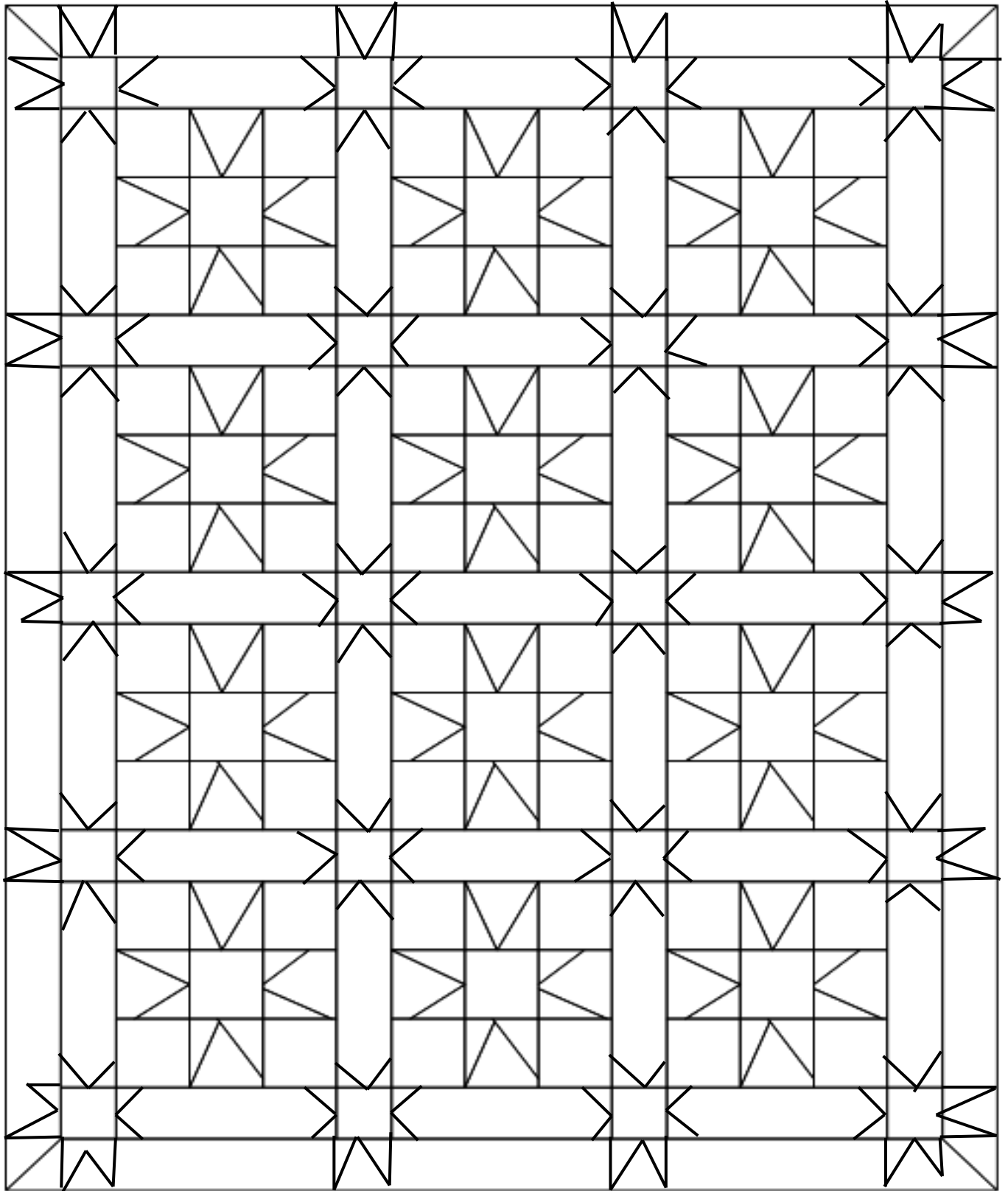
Resources will be housed on the Quilters Select Facebook Group page

Link: [\(20+\) The Official Quilters Select Group | Facebook](#))

- Coloring Pages
- Block mock-up
- Weekly Video & Supplemental Handout.







Coloring Page: Getting Wonky



